

Our Lady of Peace Catholic Primary and Nursery School



Year 1

Term: Pentecost 1

Homework Booklet

Year 1 Notices

Reading Day – Books changed each Monday

Please ensure that your child brings in their reading books and reading records each day.

Library Day – Friday

Please ensure your child brings in their black school bag every Friday.

P.E Days – Please make sure your child has a clearly labelled P.E kit in school at all times.









Year 1 St Francis: Monday and Wednesday

Year 1 St Jude: Monday and Wednesday

Year 1 St Bernadette: Tuesday and Wednesday

Please note: Children are expected to get themselves dressed before and after PE. Please can you encourage your child to get dressed independently at home if they do not do so already, to help with this.

Welcome to your homework booklet for this half term.

	Daily Maths lessons are all available on the White Rose Maths website at www.whiterosemaths.com/homelearning . No login details are required!
	Login to MyMaths to tackle challenges linked to topics which are to be covered over the upcoming term. New activities will continue to be added on a regular basis!
	Login to your 'Times Tables Rock Stars' account to practise your times tables! New competitions will be added on a regular basis!
	From the innovators who bring you Times Tables Rock Stars, comes a highly engaging platform for learning to add and subtract... NumBots! NumBots is about every child achieving the "triple win" of understanding, recall and fluency in mental addition and subtraction, so that they move from counting to calculating. Use your TTRS login details to access. https://play.numbots.com
	In this booklet you will find six weeks' worth of spellings. You need to learn these spellings carefully by using the look, say, cover and write method. You can also login to your 'Spelling Shed' account to practise your spellings. You then have some space at the bottom of the page to put each of your spelling words into a sentence.
	Login to your 'Bug Club' account for online reading challenges! New books will continue to be added on a regular basis!
	Purple Mash is the creative online space from 2Simple. Purple Mash hosts an exciting mash-up of curriculum focused activities, creative tools, programs and games to support and inspire creative learning every day. Login with the details provided by your class teacher.
	Remember, where possible, and where safe, do try to take part in some form of physical activity each day. With the schools closed and with us all spending more time at home, it's more important than ever that we keep moving and stay healthy and positive. Exercise is an amazing tool to help us feel happier, more energised, and more optimistic. The workouts will be fun and suitable for all ages and even adults can get involved. You don't need any equipment, just tune in to my YouTube channel at 9am each morning for a 30-minute, fun workout. https://bit.ly/344f1aB



BRAIN BUILDERS



Your project for this half-term is...

This term in English we will be exploring the story of Hansel and Gretel. We would like your child to design and draw their own **SWEET HOUSE**. The project should also contain a written description of the house.

A descriptive text should include:

- Sentences: capital letters, finger spaces and the correct punctuation.
- Adjectives
- Joining conjunctions: and, because, so

To be handed in by 8/5/20

We would like to encourage you to support your child in the research; however they should complete the project independently.



In this booklet you will find real and nonsense words which you should practise reading by segmenting and blending.

Maths for Pentecost 1

As our school must now temporarily close in response to Covid-19, we wanted to let you know about some useful homework support from White Rose Maths, whose maths scheme we use in school. The White Rose Maths Team, part of Trinity Multi Academy Trust, has prepared a series of brand new maths lessons for each year group from Years 1-6. Every lesson comes with a short video showing you clearly and simply how to help your child to complete the activity successfully.

Finding and using the lessons

The lessons are all available on the White Rose Maths website at www.whiterosemaths.com/homelearning where you'll also find clear instructions on exactly how access and use the right material for your child's year group. White Rose Maths is all about helping children to love maths by really understanding what it's all about, so you can certainly expect to enjoy these learning sessions with your child!

Join in the daily maths!

A regular daily learning routine will help your child to learn more effectively at home, and just one 20-30 minute White Rose Maths session each day will really help your child to keep them learning and motivated. What's more, the White Rose Maths Team will be online each weekday between 10.00 and 11.00am – great opportunities for your child to show and share their work, questions and ideas every day via any of the White Rose Maths social media channels.

The screenshot below shows which topics are to be covered during this coming term. The image also provides you with the order and timescale for each of these.

	Week 1 20.4.20	Week 2 27.4.20	Week 3 4.5.20	Week 4 11.5.20	Week 5 18.5.20	Week 6 25.5.20	Week 7 1.6.20	Week 8 8.6.20	Week 9 15.6.20	Week 10 22.6.20	Week 11 29.6.20	Week 12 6.7.20
Y1	Number		Addition and subtraction		Length, height capacity and mass		Multiplication and division		Place value		Fractions and time	

Log-in to your **'My Maths'** account and, each week, complete the activity listed in the table below.

<u>Week</u> <u>Beginning</u> <u>20.4.20</u>	<u>Week</u> <u>Beginning</u> <u>27.4.20</u>	<u>Week</u> <u>Beginning</u> <u>4.5.20</u>	<u>Week</u> <u>Beginning</u> <u>11.5.20</u>	<u>Week</u> <u>Beginning</u> <u>18.5.20</u>
Multiplication instructions	Division instructions	Multiplication and division 1	http://www.snappymaths.com/counting/fractions/interactive/halfornotim/halfornotimm.htm	https://www.topmarks.co.uk/times-tables/coconut-multiples



Spellings

Week 1

Test 23.3.20



Spelling practise: Look, say, cover, write, check

©BNP Design Studio * IllustrationsOf.com/112353

Look	S a y	Co ver	Write	Check	Write	Check
example			<i>exampel</i>	✗	<i>example</i>	✓
Monday						
Tuesday						
Wednesday						
Thursday						
Friday						
Saturday						
Sunday						
week						

Sentence practise: Now use your spellings in a sentence.

- 1) _____
- 2) _____
- 3) _____
- 4) _____
- 5) _____
- 6) _____
- 7) _____
- 8) _____



Spellings

Week 2

Test 30.3.20



Spelling practise: Look, say, cover, write, check

©BNP Design Studio - Illustrations01.com/112353

Look	S a y	Cover	Write	Check	Write	Check
example			<i>exampel</i>	✗	<i>example</i>	✓
January						
February						
March						
April						
May						
June						
July						
August						

Sentence practise: Now use your spellings in a sentence.

- 1) _____
- 2) _____
- 3) _____
- 4) _____
- 5) _____
- 6) _____
- 7) _____
- 8) _____



Spellings

Spelling practise: Look, say, cover, write, check



©BNP Design Studio - IllustrationsOf.com/1112355

Look	S a y	Cover	Write	Check	Write	Check
example			<i>exampel</i>	✗	<i>example</i>	✓
September						
October						
November						
December						
year						
month						
hour						
time						

Sentence practise: Now use your spellings in a sentence.

- 1) _____
- 2) _____
- 3) _____
- 4) _____
- 5) _____
- 6) _____
- 7) _____
- 8) _____



Spellings

Week 4

Test 14.5.20

Spelling practise: Look, say, cover, write, check



©BNP Design Studio - IllustrationsOf.com/111255

Look	S a y	Cover	Write	Check	Write	Check
example			<i>exampel</i>	✗	<i>example</i>	✓
what						
where						
who						
how						
why						
when						
do						
does						

Sentence practise: Now use your spellings in a sentence.

- 1) _____
- 2) _____
- 3) _____
- 4) _____
- 5) _____
- 6) _____
- 7) _____
- 8) _____



Spellings

Week 5

Test 21.5.20

Spelling practise: Look, say, cover, write, check



©2019 Design Studio - Illustrations.com/1112282

Look	S a y	Co ver	Write	Check	Write	Check
example			<i>exampel</i>	✗	<i>example</i>	✓
needle						
noodle						
tickle						
uncle						
angle						
poodle						
bundle						
candle						

Sentence practise: Now use your spellings in a sentence.

- 1) _____
- 2) _____
- 3) _____
- 4) _____
- 5) _____
- 6) _____
- 7) _____
- 8) _____

Handwriting Homework

There is a page of a handwriting practice for each week. Please support your child in practising continuous cursive handwriting as well as correct pencil grip and sitting position when writing.

