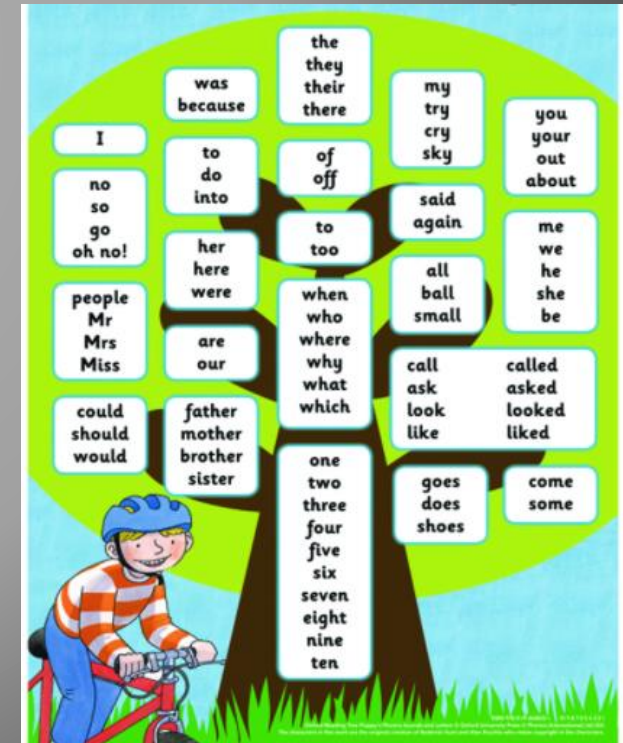
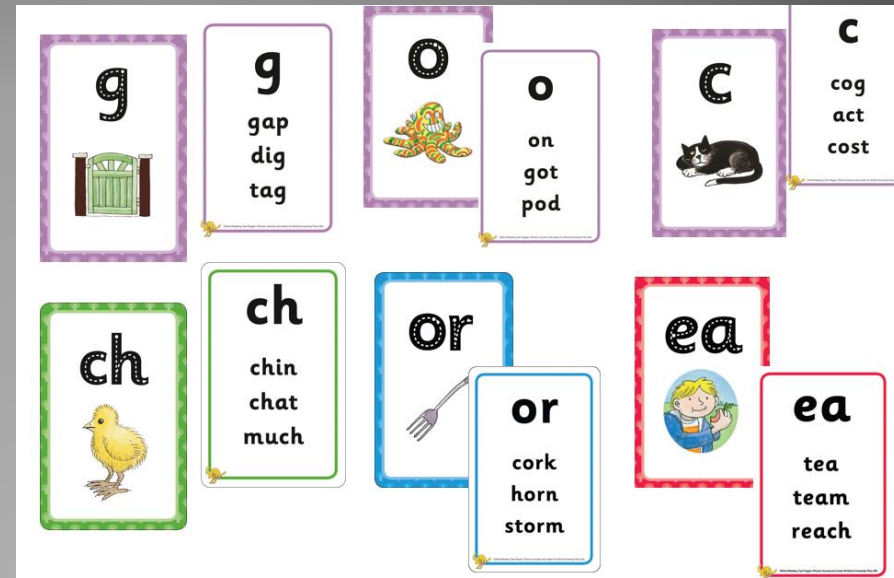


Phonics and the Phonic Screening Test Parent workshop





























Year One Teachers: Mrs Hodges and Miss Hartland
Assistant Head Year One: Lorraine Clark

Floppy Phonics



Alphabetic Code

Mini Alphabetic Code Chart

Sounds and key pictures	Graphemes and key words	Sounds and key pictures	Graphemes and key words
/s/ 	s ss c s c s sun dress compass lady egg -ce -se -sc -st dress house ocean white	/r/ 	r rr wr rh rabbit arrow wheel rhinoceros
/a/ 	a apple	/h/ 	h hat
/t/ 	t tt -ed tidy letter dropped	/b/ 	b bb bone bubble
/p/ 	p pp pot potato	/f/ 	f ff ph gh fish wall phone enough
/i/ 	i y insect crystal	/l/ 	l ll lion all
/n/ 	n nn kn gn nose jump knock gun	/u/ 	-le -el -il -al kettle pencil pencil hospital
/m/ 	m mm mb mn man hammer back machine	/j/ 	j -dge -ge jug better answer g g g gardener giraffe gym
/d/ 	d dd -ed dog garden ended	/v/ 	v -ve van glass
/g/ 	g gg gu gh gue gate jump guitar machine machine	/w/ 	w wh -u wheel wheel pumpkin
/o/ 	o wa qua ait octopus watch special white	/ks/ 	-x cks -ks fox ducks basket
/k/ 	c k ck ch qu cat king duck school machine que queen	/gz/ 	-x goose
/e/ 	e ea egg bread	/y/ 	y yogurt
/u/ 	u -er o -our umbrella brother ocean pour -ou -ough -re bought through rain	/z/ 	z -zz -s -se ze zip buzz job chance zero

h	b
f	ff
l	ll
le	ss

Grapheme Tiles

Say the sounds

Oxford Reading Tree Sounds and Letters Stage 1+

s a t p

i n m d

g o c k

-ck e u r

h b f -ff

l -ll -le -ss

Say the Sounds Posters

Stage 1: Activity Sheet 18

Name _____ Date _____

20

ff

Say the sound. Trace the letters.

Say the word. Listen for the ff sound.

off huff puff cuff tiff
stuff scuff fluff puffin

Read to read the words.

ff ff ff

Say the sound. Trace the letters. Write the letters.

Say the words. Can you hear the ff sound?

Draw something ending in ff.

c k -ck e u r h b f

Activity Sheets

Consolidation Sheet Stage 1: Words A

It is difficult to spot the puffins at the zoo because they always float away.

The café has a fantastic trifle, lots of muffins and several different types of coffee.

The dolphin sped through the rough waves and made us all laugh with joy!

My nephew has a telephone that is in the shape of an elephant!

School children sometimes pretend to have a stomach ache but they really want to stay in bed!

The machine took the cherries off the branches so the chef could make them into cherry pie.

54 © Oxford University Press & Pearson Education Ltd. 2011 Copying permitted within purchasing school only

Cumulative Texts

Phonic screening test

Towards the end of June, all of our Y1 children will be taking the Y1 Phonics Screening Check. All children in England will take this phonics-based check and the results will be used to help determine how well your child is performing in reading.

Some children in Y2 will also re-sit this Screening Check.

Over the course of Y1, we will give the children every opportunity to gently prepare them for this phonics test:

- * By exposing them to the format
 - * By allowing them to practise on their own, in groups and in a whole class situation
 - * By providing them with Phase 3 to 5 phonics teaching during their normal day-to-day lessons.
- 

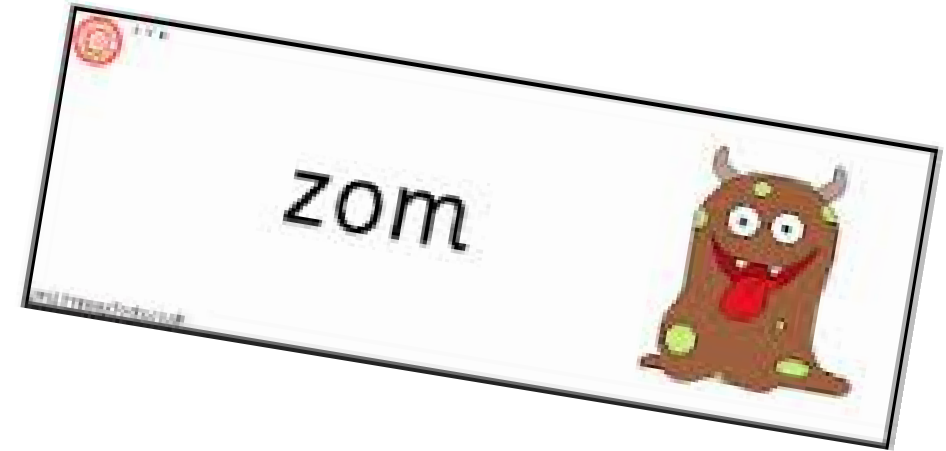
What will the phonics check be like?

The check will help to identify children who have not yet learnt to read fluently.

It is done very informally and your child will not be aware that they are being tested.

The test will include real and nonsense (alien) words to help ensure children have not merely memorised words. The words will be presented to children on a one-to-one basis.

Nonsense words (alien words) will be presented with an alien picture prompt so your child is given a context for reading the alien words.



To begin with...

Some key definitions

A phoneme is the smallest unit of sound in a word.

Phonemes are the sounds you hear.



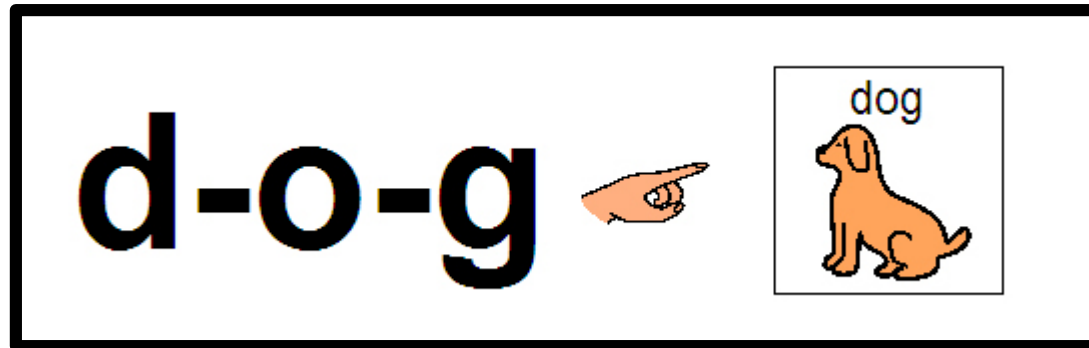
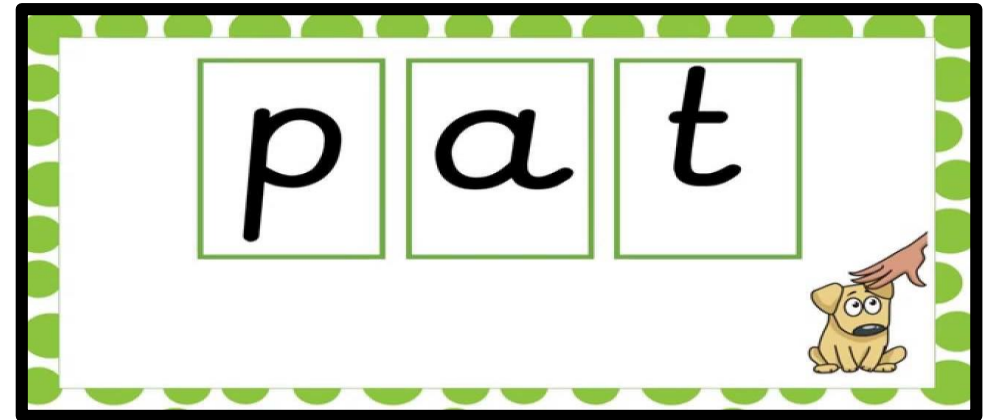
A grapheme is a symbol of a phoneme. It is a letter or group of letters representing a sound.

Graphemes are the sounds you see.



Tuning into sounds

What is blending and segmenting?



Blending for reading

- ▶ Recognising the letter sounds in a written word e.g.

c-u-p

sh-ee-p

h-a-t

- ▶ Merging them into the correct order to pronounce the word

cup

sheep

and

hat.

How do I know if my child is able to blend?

- ▶ Can children blend orally - if an adult says each sound individually, can children hear what word is being sounded out?
- ▶ Can children blend to read - if children see a written word, can they say the sounds made by each grapheme and put these together to make a word?

BLENDING

Qu ee n
queen

BLENDING


Building words from phonemes to read.

c a t
cat

Segmenting for Spelling

- ▶ Identifying the individual sounds in a spoken word (e.g. **d-o-g**, **sh-ar-p**) and writing down letters for each sound (phoneme) to form the word **dog** and **sharp**.

Sh...



How do I know if my child is able to segment?

- ▶ If an adult says a word, can the children say each sound that makes up that word?

SEGMENTING

- Breaking down words for spelling.

cat


c a t

SEGMENTING

Queen

qu ee n


Blending and Segmenting are reversible skills



Segment and Blend these words...

- ▶ fot
- ▶ teep
- ▶ clisk
- ▶ jat

Nonsense games like this help to build up skills - and are fun!



Games and Ideas for blending



<http://www.phonicsplay.co.uk/BuriedTreasure2.html>

<http://www.phonicsplay.co.uk/DragonsDen.html>

<http://www.phonicsplay.co.uk/PicnicOnPluto.html>

<http://www.phonicsplay.co.uk/PictureMatch.html>

<http://www.phonicsplay.co.uk/SentSubPhase3.html>

Level 4



Your child will be expected to apply these sounds to a real or 'alien' word.

- ▶ sing
- ▶ mowl
- ▶ turn
- ▶ flair
- ▶ lerp
- ▶ oat



Level 5

 ay	 ou	 ie	 ea	 oy
 ir	 ue	 aw	 wh	 ph
 ew	 oe	 au	 ey	 a e
 e e	 i e	 o e	 u-e	

Your child will be expected to apply these sounds to a real or 'alien' word.

- ▶ these
- ▶ taum
- ▶ cloud
- ▶ rude
- ▶ snie
- ▶ bird
- ▶ jockey



Helpful Words



Parent Quiz: How many sounds?

Word	Segment	Number of Sounds
am	a-m	2
cat	c-a-t	3
ship	sh-i-p	3
chat		
rain		
queen		
night		
beard		
chair		
pound		
twirl		
reading		
playing		
phone		
snake		
hockey		
performer		

Parent Quiz: ANSWERS!

Word	Segment	Number of Sounds
am	a-m	2
cat	c-a-t	3
ship	sh-i-p	3
chat	ch-a-t	3
rain	r-ai-n	3
queen	qu-ee-n	3
night	n-igh-t	3
beard	b-ear-d	3
chair	ch-air	2
pound	p-ou-n-d	4
twirl	t-w-ir-l	4
reading	r-ea-d-i-ng	5
playing	p-l-ay-i-ng	5
phone	ph-o-n-e	3
snake	s-n-a-k-e	4
hockey	h-o-ck-ey	4
performer	p-er-f-or-m-er	6

**Thank you for Attending This Parent
Workshop**

Any Questions?

