






“With Christ in our hearts, together we grow.”

### Nursery Parent Planning Week Beginning 17<sup>th</sup> June 2019

R.E	Maths	Father's Day	Notes
<p>As our new topic is about friendship we have been making friendship bracelets for our friends. The children loved designing their bracelets and they have worn them with pride. The children also drew a picture of one of their friends. All of the children were able to tell us who they drew.</p> <p>This week we will be considering what would happen if no-one helped, cared or shared things with each other. During the course of the week, the teachers will be drawing their attention to those children who are displaying the qualities of friendship. We will be taking the opportunity when things go wrong to discuss how they feel and how to make up as friends.</p> <p><i>At home: What do you do at home to help out? You could ask your child to think of one task they could think of to help you out this week.</i></p>	<p>We have been exploring length and weight recently. This week we added a variety of weighing scales into the children's play. They experimented with a variety of items and weights. We talked about which objects were heavier and which ones were lighter.</p> <p>This week we will be introducing capacity. The children will get the opportunity to use several measuring utensils including different sized measuring jugs, bottles and buckets for example.</p> <p><b>Capacity - the maximum amount that something can contain/ the amount that something can produce.</b></p> <p><i>At home: Encourage your child to help weigh out ingredients when cooking. What do they notice? When drinking a drink of water you could compare amounts with each other or ask your child how much water is left. Is the bottle or glass full, empty or half full?</i></p> 	<p>The children would like to invite their Dad's to come in and listen to the children sing their special Father's Day song.</p> <p>This will happen on Monday 17th June 2019 at 11.30am for parents of morning children and 3pm for parents of afternoon and all day parents.</p> 	<p><input type="checkbox"/> Rhyme bags and story bags will be given out every Friday and need to be returned by Wednesday. Please remember they are to be used with an adult.</p> <p><input type="checkbox"/> Please can we kindly ask that you take home your child's umbrella when you drop off to Nursery. Thank you.</p> <p><input type="checkbox"/> <b>Reminder: If your child is starting Reception in September 2019, you are invited to attend the Parent's evening on Wednesday 26<sup>th</sup> June 2019 at 6pm.</b></p> 
Nursery Parent Workshops		Sport's Day	Expressive Art and Design
<p>Thank you to all the parents that attended the first Nursery parent workshop on Wednesday about developing communication and interactions. If you were unable to attend and would like more information about the workshop, the information has been uploaded to the school website. If you click the heading 'Parent Info' then click on the heading 'Parent Workshops' you will see the PowerPoint presentation.</p> <p><b>The second and third parent workshops will take place at 9-9.30am &amp; repeated at 2.30-3.00pm on the following days:</b></p> <p><b>19th June 2019 – Establishing Routines &amp; Boundaries</b></p> <p><b>26th June 2019 – Promoting Independence</b></p> <p><b>(Please see leaflet sent home for further details or the parent information board outside of the Nursery gates. All parents are welcome to attend).</b></p>		<p>The children all took part in a Nursery Sport's Day this week. They had a go at an egg and spoon race, threw bean bags into hoops which were different distances away and balanced a bean bag on their head whilst completing a short obstacle course. Finally they took part in a running race.</p> <p>The children showed great sportsmanship and we talked about being fair, respectful, supporting others and trying our best.</p>	<p>The children will be using a variety of construction materials to design enclosures and to create spaces. They will be linking their designs to the story 'The Little Red Hen'. This is the story we are focusing on over the next couple of weeks.</p> <p><i>At home: Use natural resources found on a walk to create enclosures for a toy animal or for a toy car. You could use lego, straws, building blocks or a combination of materials.</i></p>