






“With Christ in our hearts, together we grow.”

Nursery Parent Planning Week Beginning 1st October 2018

<p>Personal, Social and Emotional Development</p> <p>RE</p> <p>We have all been very impressed with the children remembering to find their name cards in the morning and afternoon to self-register.</p> <p>The children have discussed the classroom rules and have helped decide them. They have suggested everyone walks inside to stay safe and uses their indoor voices, uses their hands to be kind, sharing is caring and everyone helps at tidy up time.</p> <p>We are encouraging the children to persevere with tasks they may find challenging. This includes having a go at their zip on their coat, putting on their wellies and pouring their own drinks.</p> <p><i>Please continue to encourage your child to have a go and keep trying including dressing themselves, pouring drinks for themselves and sitting down to eat.</i></p>	<p>Understanding the world</p> <p>We will be going on an exciting adventure this week around the field. We will be heading out with magnifying glasses in search for bugs and insects. The children will be going on a bug hunt! We will compare the creatures we all find and look closely at their detailed markings. The children will have to think about where they will find them and we will talk about how to look after mini-beasts.</p> <p>It is important for children to learn how to be kind to creatures great and small.</p>	<p>Listening and Attention</p> <p>We will be encouraging the children to develop their listening skills. They will all get the opportunity to make their own shaker. The children will first explore the materials they could use such as lentils, pasta, beads and feathers for example. We will all use our shakers to make music and sing some songs together. The children will get the chance to experiment making loud and quiet sounds with their shakers.</p> <p><i>At home: Children could make their own musical instrument using junk modelling such as empty yoghurt pots, bottles, tubes and pasta.</i></p>	<p>Notes</p> <p><input type="checkbox"/> Please make sure your children have a coat and wellies. We will be using the outdoor learning environment every day.</p> <p><input type="checkbox"/> Please check your child's book bags for letters and notes from school.</p> <p><input type="checkbox"/> Remember to let the school know if your child cannot attend school due to illness.</p> <p><input type="checkbox"/> Remember to let the teacher or the office know if someone else is collecting your child.</p> <p><input type="checkbox"/> Please bring in a couple of photographs showing your child with other members of their family, and/or pets.</p>
<p>Maths</p> <p>There will be some hidden treasure around the classroom this week. The children will be looking at a map to help them locate the treasure. The pirate needs help counting out his treasure so the children will get to practise their counting skills. We will show the children how to count in ones by placing a finger on each coin to help them. We are encouraging the children to represent a number by using their fingers. E.g. You have four coins, show me four fingers.</p>	<p>Creative Development</p> <p>We will be encouraging the children to make arrangements using a variety of objects. They will have a frame and design their own creations using pipe cleaners and buttons as well as natural resources such as leaves and pinecones. The objects they use will not be stuck down so they are able to change their arrangements and think about how they can make their creation even better. They may decide to make a new creation that looks completely different.</p> <p><i>At home: Go out exploring for natural resources. Collect sticks and leaves and make your own arrangements. You could compare your design with your child's design. Your family could make a large arrangement in the garden together.</i></p>	<p>Reading</p> <p>We have been reading and sharing lots of rhyming stories and singing different nursery rhymes. We are encouraging the children to join in with actions to help them remember the rhymes. We will be learning more about rhyming words this week. This will include real words as well as nonsense words.</p> <p><i>At home: Share nursery rhymes with each other and listen to the rhyming words. You could read rhyming stories and poems and point out/repeat the rhyming words. Children love to hear funny nonsense words so you could make up rhymes using each other's names. E.g. Daisy waisy</i></p>	<p>Behaviour Faces</p> <p>All of the teachers in the EYFS wear behaviour faces on their lanyards. We have discussed them with the children and they should be able to tell you about them. We use the green face the most as we want to promote positive reinforcement and let children know how much we value their positive behaviour.</p> <p> Good choices, happy face</p> <p> Thinking face</p> <p> Bad choices, sad face</p>