









“With Christ in our hearts, together we grow.”

Nursery Parent Planning Week Beginning 29th April 2019

<h3>Welcome back!</h3> <p>We hope you all have had an enjoyable Easter break. It has been lovely welcoming the children back to school and hearing about what they have been up to at home. We are very proud of them settling straight back into their routine in Nursery.</p> <p>We have now started the Pentecost Term. Where has the time gone? It has been wonderful to see the children grow and develop over the last two terms. We are looking forward to continuing to watch them flourish during this summer term.</p>	<h3>Communication and Language</h3> <p>The children will be listening to the story ‘The Very Hungry Caterpillar’. We will be talking about healthy foods and what fruit we enjoy. The children will be designing their own plan of a fruit kebab and then they will make their own fruit kebab snack to enjoy. They will think about how many pieces of fruit they will need, what they will use to cut the fruit and what they would like it to look like.</p> <p><i>At home: Design your own fruit kebabs. Talk about the different tastes, smells and textures. Does their kebab look like same as yours or different? What are the similarities and differences?</i></p>	<h3>Expressive Arts & Design</h3> <p>We will be encouraging the children to put on plays and shows using a handmade puppet or prop. They will be using their imagination and storytelling cards will be available to help them begin their story.</p> <p>Before they begin their storytelling adventure, the staff in Nursery will give the children motivation by performing a ‘teacher’s show’. We will model to the children how to create a simple story using a simple prop. We will model how to talk to others and use each other’s ideas – however unique and wonderful the ideas may be!</p> <p><i>At home: Design your own puppets using lollipop sticks, paper and junk modelling. Then put on your own show together.</i></p>	<h3>Notes</h3> <p>☐ Rhyme bags and story bags will be given out every Friday and need to be returned by Wednesday. Please remember they are to be used with an adult.</p> <p>☐ For more information about phonics and how to correctly pronounce the sounds visit the website link: https://ruthmiskin.com/en/find-out-more/parents/</p> <p>☐ Letters and sounds website: http://www.letters-and-sounds.com/</p> <p>www.teachhandwriting.co.uk</p>	
<h3>Maths</h3> <p>The children have been learning about patterns this week. They will be extending their knowledge next week and focusing on repeating patterns. They have been making their own patterns using unifix cubes and then drawing their patterns.</p> <div></div> <p><i>At home: Have a go at designing your own repeating pattern with lego, pencils, or natural objects found in the garden.</i></p>	<h3>Literacy</h3> <p>We have been talking about the farm visit last term. We looked at pictures of the visit and have been talking about our personal experience of the farm. We all saw the farm but the children had the choice of which animal they would like to see first. We have introduced actions to key words this week to help us extend our vocabulary and sentences when recounting the farm visit. We will be continuing to use these actions and use them in our talk.</p> <div><div><h4>First</h4></div><div><h4>Next</h4></div><div><h4>Then</h4></div><div><h4>Finally</h4></div></div> <p><i>At home: Ask your child to show you the actions to each key word. At home use the key words at the start of a sequence of events. E.g. First I washed my hands. Next I poured myself some cereal. Then I added milk. Finally I ate my breakfast. Model this to your child first and then let them have a go. They may need prompts to begin with.</i></p>			<h3>Looking after ourselves</h3> <p>We have talked about how to look after ourselves in the sun this week. We spoke about keeping ourselves safe by wearing a hat, sun cream, staying in the shade, taking off our jumper and staying hydrated by drinking lots of water.</p> <ul style="list-style-type: none">• Please could all children bring to school a hat which they can leave at school for the term. The weather is changing on a daily basis and if it is warm the children need to wear a hat when they go outside.• Please can sun cream be applied before they come to school• The children have access to drinking water at all times so they do not need to bring a water bottle to school unless they are staying for lunch <p style="text-align: right;">Thank you ☺</p>