






“With Christ in our hearts, together we grow.”

## Nursery Parent Planning Week Beginning 28<sup>th</sup> January 2019

<h3>Religious Education</h3> <p>Our topic this term is about celebrating. We are discussing what and why do people celebrate?</p> <p>Thank you so much for everyone that brought in a picture from home linked to celebrating. The children loved sharing their pictures with the class and talking about their celebrations.</p> <p>Their pictures have been displayed in the classroom and the children have been returning to them to show their friends.</p>	<h3>Understanding the world</h3> <p>During this term the children will be learning about different professions. We are encouraging the children to show an interest in different occupations and ways of life. Recently the children have been enjoying learning about vets. Next they will have the chance to find out about the skills needed to be a hairdresser.</p> <h4>Can you help?</h4> <p>Are you a doctor, police officer, fire fighter, librarian, shop keeper, builder, musician etc? Would you like to come in and talk to the children about your profession? This would be an informal visit where children could ask questions and learn about the skills needed in your profession. Please speak to Miss Drahota if you can help.</p>	<h3>Letter Sounds of the Week</h3> <p>We are introducing phonics to the children using Ruth Miskin cards. These will be displayed on the Nursery parent information board each week for you to look at.</p> <p>Next weeks sounds are:</p> <p><b>p – Down the pirates plait and around his face</b></p> <p><b>n – Down Nobby and over his net</b></p> <p><i>At home: Look out for these letters in books you share with your child. Practice saying the sounds the letters make.</i></p>	<h3>Notes</h3> <p><input type="checkbox"/> Please can all hats, scarves and gloves be named.</p> <p><input type="checkbox"/> <b>Rhyme bags and story bags will be given out every Friday and need to be returned by Wednesday. Please remember they are to be used with an adult.</b></p> <p><input type="checkbox"/> For more information about phonics and how to correctly pronounce the sounds visit the website link: <b><a href="https://ruthmiskin.com/en/find-out-more/parents/">https://ruthmiskin.com/en/find-out-more/parents/</a></b></p>
<h3>Maths</h3> <p>The children thoroughly enjoyed counting raisins and matching them up with the correct number. I would highly recommend having a go at this activity at home as the children were asking me to add more raisins to my weekly shopping to have another go!</p> <p>This week the children will be realising that anything can be counted. They will roll a dice and choose an action card. E.g. If they roll number 5 and chose 'jumps' then they will have to do 5 jumps.</p> <p><i>At home: Have a go at rolling a dice and recognising the number or count the dots. Make up your own actions and get the family to join in.</i></p>	<h3>What to say to your child instead of “Be Careful!”</h3> <p><b>Help your child <u>foster awareness</u> by saying:</b></p> <p><b>Notice how...</b>these rocks are slippery, that branch is strong. <b>Do you see...</b>the poison ivy, your friends nearby? <b>Try moving...</b>your feet carefully, quickly, strongly. <b>Try using your...</b>hands, feet, arms, legs. <b>Do you feel...</b>stable on that rock, the heat from the fire? <b>Can you hear...</b>the rushing water, the wind, the singing birds? <b>Are you feeling...</b>safe, scared, excited, tired?</p> <p><b>Help your child <u>problem solve</u> by saying:</b></p> <p><b>What's your plan...</b>if you climb that boulder, cross that log? <b>What can you see...</b>to get across, for your adventure? <b>Where will you...</b>put that rock, climb that tree, dig that hole? <b>How will you...</b>get down, go up, get across? <b>Who will...</b>be with you, go with you, help you if?</p>	<h3>Literacy</h3> <p>The children have loved playing with a variety of animals at school. We will continue to discuss what different animals <u>look</u> like, what they <u>sound</u> like, what they like to <u>eat</u> or drink and learn about their natural <u>habitats</u>.</p> <p>We will be designing a story map as a class using the information we have learnt using information books about our favourite animals. Then the children will have a go at drawing their own.</p> <div> → <div>RAA!</div> →  → </div> <p><i>At home: Continue to talk about a variety of animals such as sea creatures, wildlife, birds, pets etc. Look at non-fiction books to learn about interesting facts. Design your own story map.</i></p>	